



# BOWMAN MODELS



have been

FAMOUS FOR OVER TWENTY YEARS

Because of their excellent design, sturdy build and  
super finish—they were chosen by

THE COUNCIL OF INDUSTRIAL DESIGN

for display at the

"BRITAIN CAN MAKE IT"

Exhibition.

Every Model Carries a  
100% GUARANTEE OF SATISFACTION

Ask Daddy to-day to let you choose one of these fascinating Models  
and then GO TO YOUR LOCAL DEALER and he will get it for you.  
Once you own a genuine "BOWMAN" Model you may join the  
"BOWMAN" MODELS CLUB and wear THE "BOWMAN" BADGE

★

*Make sure that your Steam Engine or Steamboat is built by*

## BOWMAN MODELS LTD.

BOWMAN WORKS  
High Town, LUTON  
BEDS.

Telephone : LUTON 242




MODEL PW.201

## STEAM STATIONARY ENGINE

All "BOWMAN" Models are built  
by precision Aircraft Engineers.

Fitted with a Brass Boiler, Brass Cylinder and Piston, Heavy Brass Flywheel, Silver Steel Crankshaft, Aluminium Firebox, Brass Fuel Tank and Wick Tube, Heavy Steel Base Plate Enamelled Green. The Plate Steel Engine Bearer is painted Red. Special all Brass "Bowman" Safety Valve, Brass Filling and Water Level fittings, Brass Steam Pipes and Unions and a sturdy Brass Chimney; also, a Brass Driving Pulley. EVERY ENGINE BASE IS DRILLED TO SUIT "MECCANO"—The Best of Constructional Toys "



Every  
"BOWMAN"  
Model has been  
completely  
re-designed.

Complete with Instructions, Spanner and Funnel.

Price **£2 - 1 - 0**  
(including 7/5 Purchase Tax).


MODEL PW.202

## STEAM STATIONARY ENGINE

Just like Model  
PW.201 except that  
the Engine is mount-  
ed on the Boiler.  
Of course it's built  
to suit "Meccano."

Price **£2 - 1 - 0**  
(Including 7/5 Purchase Tax).

"BOWMAN'S"—"The Engines that won't wear out."






MODEL PW.203

# STEAM STATIONARY ENGINE

## *A New Power Plus Model!*

Suitable for  
driving  
Miniature  
Dynamos and  
Working  
Models.



Every  
"BOWMAN"  
Model has been  
completely  
re-designed.

This is a splendid new model with an all-Brass Boiler, 5in. long by 2in. diameter. It is fitted with a Brass Whistle and the special "Bowman" all-Brass Safety Valve, Brass Water-filling Plug and Water Level Socket. Heavy Brass Flywheel, Brass Cylinder and Piston, also a special heavy Brass Lubricator. Aluminium Firebox. Large heavy gauge Steel Baseplate 9in. long by 7in. wide which is Enamelled Green. All Steam Pipes and Unions are of Brass or special "Bundy" Metal to prevent corrosion.

**BASE PLATE DRILLED TO SUIT YOUR "MECCANO."**

*Complete with Instructions, Spanner and Funnel.*

Price **£2 - 19 - 9**

(including 10/10 Purchase Tax).

---

*BUY SAFETY*

*BUY BOWMAN*